

Art Virtual Learning

8th grade Art 3

May 1, 2020



May 1

Objective/Learning Target

I can learn about illustration today.

“Contemporary” Illustration.

Take a closer look at a Famous Artist and their work

Explore a technique or Artist happening somewhere in the world right now!

Figure drawing challenges

Masterpiece Monday

Technique Tuesday


What's Up Wednesday

Thumbnail Thursday

Finally Friday

Practice Skills Known and new techniques

Small, loose sketches of objects we find or design concepts



You have worked hard this week studying 3 famous illustrators. Let's start today by [watching this video about Illustration.](#)

As we have seen this week, Illustration comes in all forms: prints, paintings, drawing, collage, digital... Some artists create the drawings then finish them digitally. Possibilities are endless in the ways they create today.




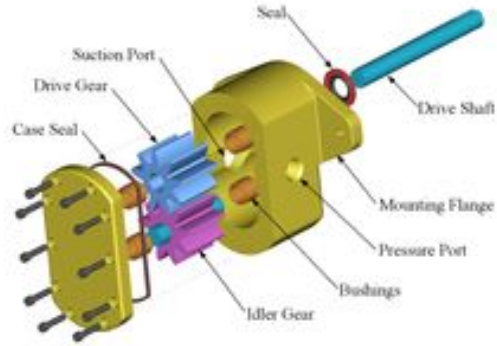
Let's take a moment to brainstorm. Take 2 minutes and just list all the jobs you can think of for an illustrator.



TIMER



- Architectural illustration
- Archaeological illustration
- Botanical illustration
- Concept art
- Fashion illustration
- Information graphics
- Technical illustration
- Medical illustration
- Narrative illustration
- Picture books
- Scientific illustration



- Architectural illustration
- Archaeological illustration
- Botanical illustration
- Concept art
- Fashion illustration
- Information graphics
- Technical illustration
- Medical illustration
- Narrative illustration
- Picture books
- Scientific illustration



Which of these would suit
you best?

Create an illustration for
that category.

For example: Fashion!



How to show
us your
creations...

We'd love to see your
work!!!

Email your art teacher and
be sure to tag your
principal as well.

*BE BOLD, BE SAFE, and
TAKE CARE OF YOU!*

*All the best,
Ms. Perez*

sarah_perez@idschools.org